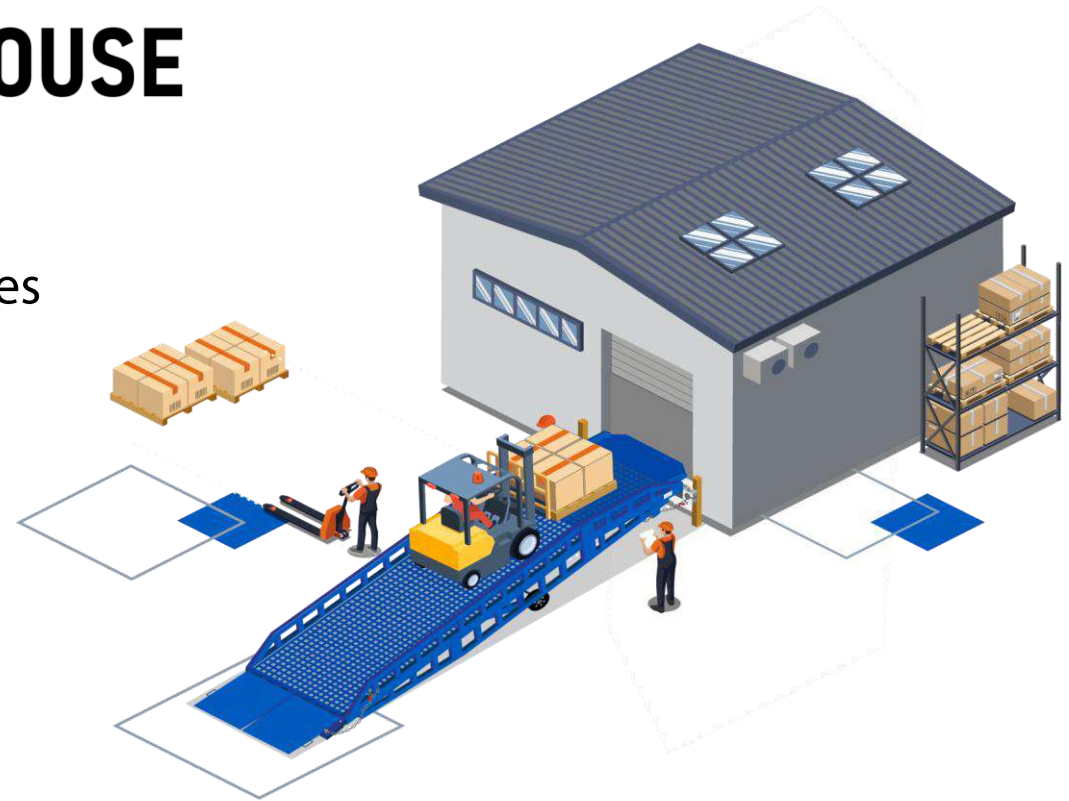


**ramplo**

# A WORLD-KNOWN PRODUCER OF HIGH QUALITY WAREHOUSE EQUIPMENT

We offer a unique combination of low prices  
and excellent quality

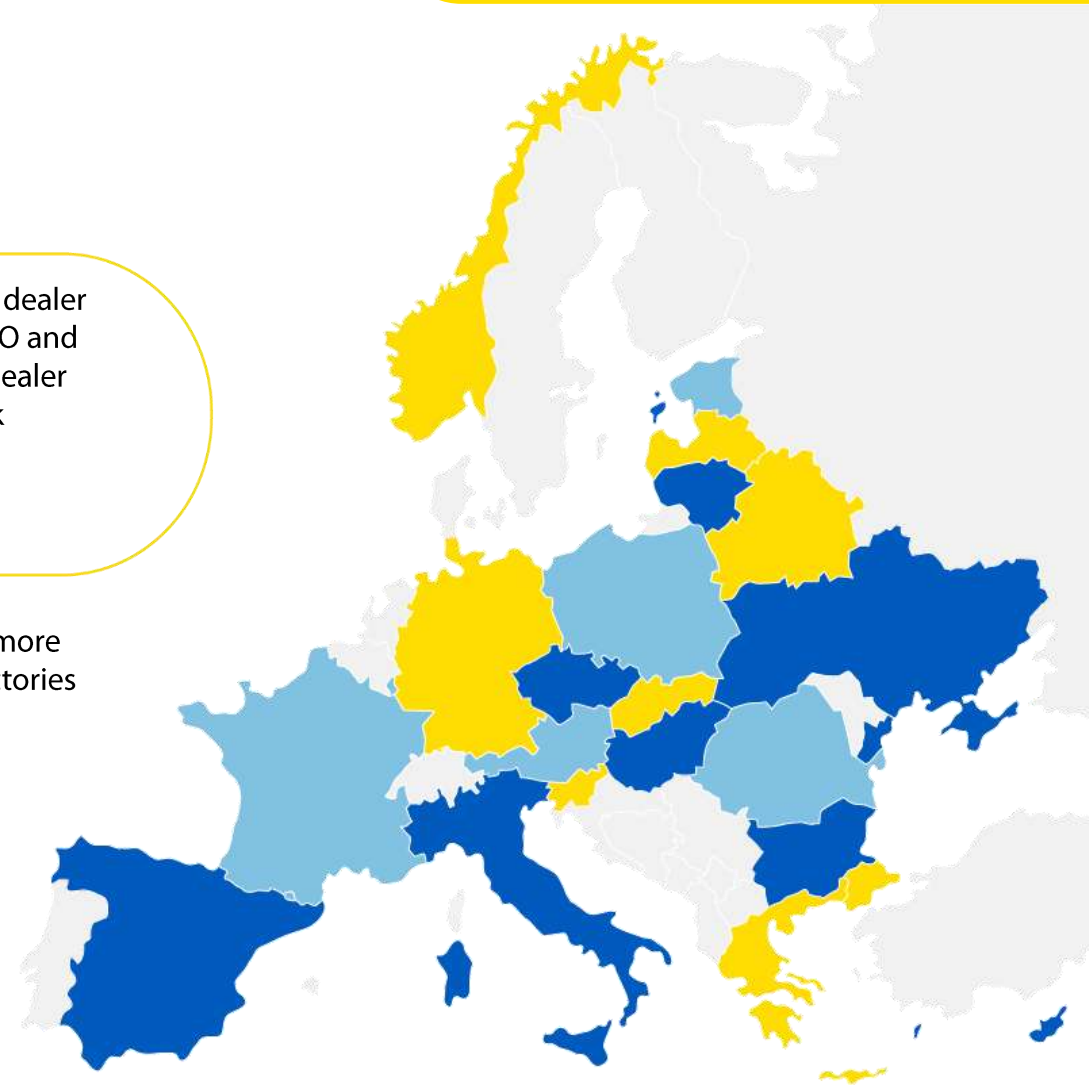
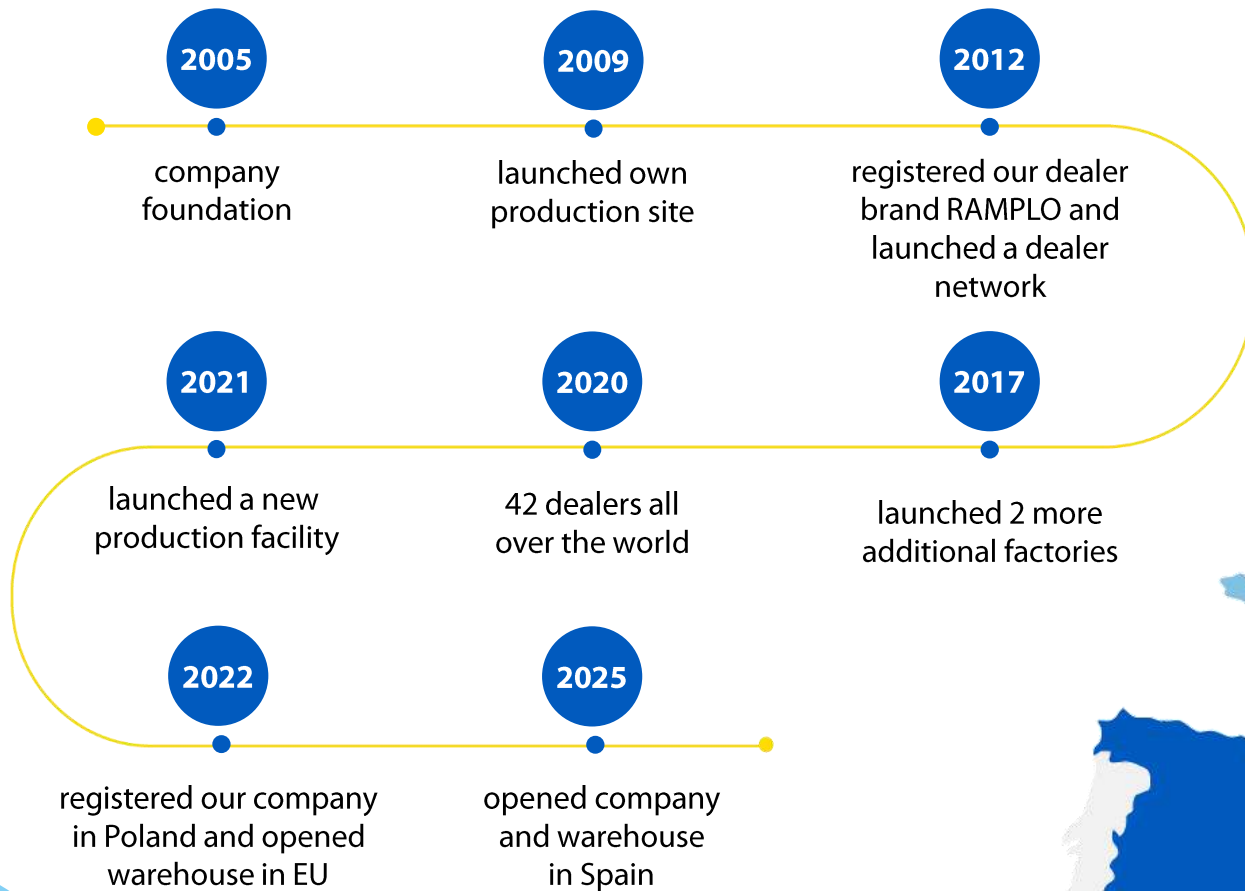


# ABOUT US



**OUR COMPANY IS ONE OF THE FAMOUS MANUFACTURERS OF MOBILE LOADING EQUIPMENT IN EU**

**COUNTRIES WHERE OUR DEALERS ARE REPRESENTED**



# OUR ACHIEVEMENTS

ramplo



**21 years of experience** in the production of loading equipment



the range of our equipment includes even more **than 20 types of warehouse equipment** and forklift attachments



supplied equipment to more than **44 countries** worldwide



we **provide a solution** to any challenge of your customer and that's what makes us unique



more than **2200 satisfied** clients over the world and this is just the beginning!



**3 warehouses**



own modern factory

## OUR MAIN GOAL

**to make our client happy with the successful completion of his project!**

# OUR PRODUCTS

ramplo

## LOADING RAMP



## WAREHOUSE EQUIPMENT



## FORKLIFT ATTACHMENTS




# LOADING RAMPS


ramplo



Mobile ramps  
RL-MR



Mobile loading ramps  
RL-MREC



Mobile dock ramps  
RL-MRLX



Custom  
loading ramps



Fixed ramps  
without horizontal board



Fixed ramps  
with horizontal board



Dock access ramps  
(type "Warehouse-Ground")



Levelling ramps  
for LCV



Loading  
platforms

# LOADING RAMPS

ramplo

The loading ramps are manufacturing according to the latest innovative technology, with high-strength metal and comply with European and international CE quality standards



The safe design, in the form of a inclined platform that balances the difference between the ground / warehouse surface and the truck body, can be used on any loading area



**PROFITABLE INVESTMENT AND HUGE TIME AND MONEY SAVINGS  
WITHOUT MUCH EFFORT**

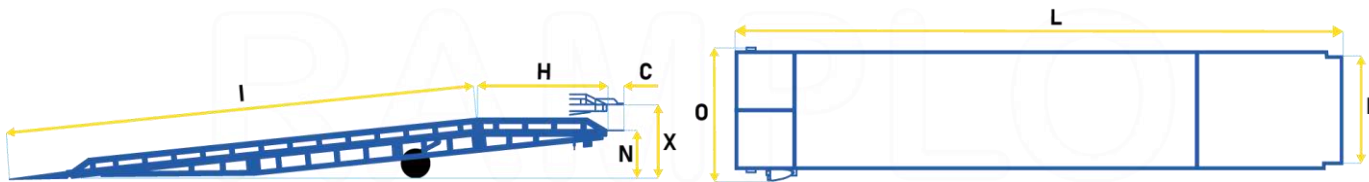
# MOBILE LOADING RAMPS

## STANDARD MODEL **RL-MR**

**ramplo**

The mobile ramp is a height-adjustable equipment which allows the forklift to load and unload trucks, railway cars, containers, etc., acting as a mobile bridge.

This is the most popular type of mobile ramp on sale, the ramp is equipped with a manual hydraulic system for height adjustment and solid rubber wheels that allow the ramp to move on any ground surface.



### Features of the **RAMPLO** mobile ramps **RL-MR**:

- load capacity – from 6 to 12 tons and more;
- total length – from 9010 to 13010 mm and more;
- total width – from 2230 to 2350 mm and more;
- usable width – 1990 mm;
- working height range – from 890 to 1740 mm;
- wheels – solid rubber;
- riding surface – zinc-coated anti-slip grating.



**\*all models of ramps are available on stock**

# ADDITIONAL OPTIONS\*

## FOR MOBILE RAMPS

**ramplo**



### 2SL

Safety legs adjustable in height, increase safety



### HR

Additional protective hand railings, mountable



### EHMP

Electric hydraulic station and manual pump



### 4WL

Additional pair of wheels



### EHP

Electric hydraulic station instead of manual



### 2SL3SW

Three-sided unloading mobile ramp. Supplied with safety legs



### TC

Tent cover over the ramp, mountable



### CLR

Different color

\* additional options depend on the selected ramp model

# MOBILE LOADING RAMPS

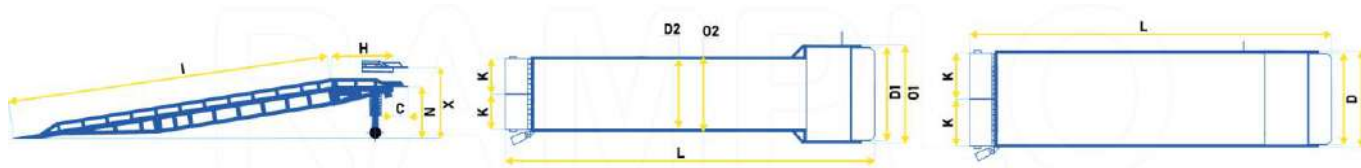
## ECONOMY MODEL **RL-MREC**

**ramplo**

As well as other types of mobile ramps, this one due to its small dimensions allows operate the ramp comfortable and easily, simplify and speed up logistics operations in warehouses for unloading and loading packaged goods for budget projects.

The usable width of the inclined part of the ramp is available in two sizes.

The ramp is equipped with telescopic legs for the height adjustment and with rollers for movement.



### Features of the **RAMPLO** mobile ramps **RL-MREC**:

- load capacity – from 5 to 9 tons and more;
- total length – from 8000 mm and more;
- total width of the horizontal part – from 2140 to 2180 mm;
- total width of the inclined part – from 1640 to 2180 mm;
- usable width of the horizontal part – 2010 mm;
- usable width of the inclined part – from 1510 mm to 2010 mm;
- working height range – from 940 to 1340 mm;
- riding surface – zinc-coated anti-slip grating.

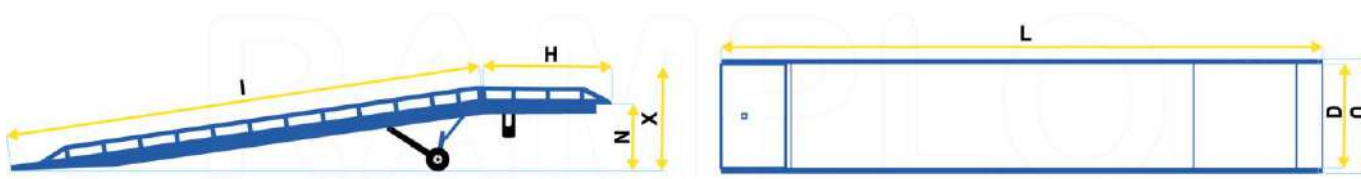


**\*all models of ramps are available on stock**

# MOBILE LOADING RAMPS

## LUXE MODEL **RL-MRLX**

The luxe model of the mobile loading ramp is equipped with a powerful hydraulic system with two cylinders and an eco-friendly metal oil tank. The carriageway surface of the ramp is covered with a zinc-coated anti-slip grating, which makes it safe to drive on the ramp in all weather conditions. For moving the ramp, it is equipped with reliable wheels like in a forklift.



### Features of the **RAMPLO** mobile ramps **RL-MRLX**:

- load capacity – from 8 to 16 tons and more;
- total length – from 9420 to 13420 mm and more;
- total width – from 2300 to 2800 mm and more;
- usable width – from 2010 to 2510 mm and more;
- working height range – from 890 to 1740 mm;
- riding surface – zinc-coated anti-slip grating.

**\*popular models of ramps are available on stock**

### **ADDITIONAL OPTIONS RL-MRLX:**

**SL** – Safety supporting legs

**HR** – Protective removable handrails

**EHP** – Electric (220V) hydraulic power station with a control panel

**EHBP** – Electric (12V) hydraulic station with a battery pack

**TC** – Tent cover

**CLR** – Another color

**ramplo**



# CUSTOM LOADING RAMPS

ramplo

## FEATURES OF THE RAMPLO EQUIPMENT, WHICH CAN BE CHANGED UPON CUSTOMER'S REQUEST:

- ✓ load capacity – from 6 to 30 tons and more
- ✓ total length – in case of special needs up to 15 m and more
- ✓ total width – up to 3000 mm and more
- ✓ the riding surface is covered with a zinc-coated anti-slip grating / lentil sheeting / other
- ✓ heights' level - min and max heights, the working range of hydraulics no more than 800 mm. For example, the minimum height is 750 mm, maximum (in this case) - 1550 mm
- ✓ option equipping with an electric system
- ✓ height of protective fencing
- ✓ color, additional marking
- ✓ mounted tent
- ✓ and other additional options per customer requests



Our products are not only standard models of equipment, we also produce individual orders / requests according to all customer requirements.

Based on our huge experience in production, our engineers and designers create loading equipment of any design and load capacity.

# ADDITIONAL OPTIONS\*

## FOR CUSTOM LOADING RAMPS

**ramplo**



### 2SL

Safety legs adjustable in height, increase safety



### HR

Additional protective hand railings, mountable



### EHMP

Electric hydraulic station and manual pump



### 4WL

Additional pair of wheels



### EHP

Electric hydraulic station instead of manual



### 2SL3SW

Three-sided unloading mobile ramp. Supplied with safety legs



### TC

Tent cover over the ramp, mountable



### CLR

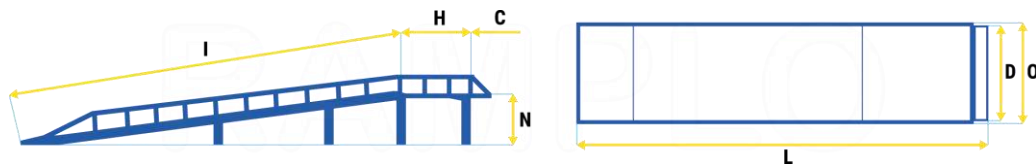
Different color

\* additional options depend on the selected ramp model

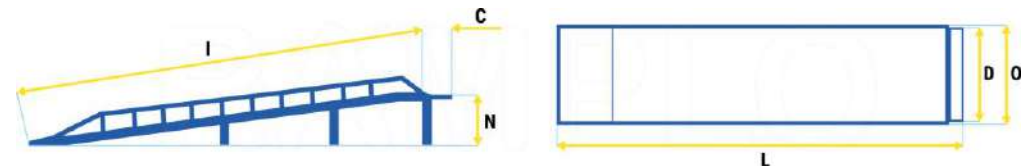
# FIXED LOADING RAMPS

**ramplo**

- The construction of fixed loading ramps are made entirely of metal.
- Instead of expanded metal sheets on the ramp's carriageway surface we use the zinc-coated anti-slip grating, which allows to avoid holding rainfall / debris on the surface and save longevity of the ramp.
- Thanks to the frame, made of profile pipes, the ramp is light, and the load on the base is less, the ramp is easy to install.



- Fencing, along both sides of the ramp, serves as a bumper and prevent forklift driving beyond the ramp's side edges.
- Load is distributed between several support points.
- The strong 12 mm thick connection bridge.



## Features of the **RAMPLO** fixed ramps with horizontal platform **RL-FXH**:

- load capacity – from 6 to 10 tons and more;
- total length – from 10770 to 12770 mm and more;
- total width – 2230 mm and more;
- usable width – 2000 mm;
- working height – 1100 and 1200 mm;
- horizontal level for safe forklift maneuvering;
- riding surface – zinc-coated anti-slip grating.



## Features of the **RAMPLO** fixed ramps without horizontal platform **RL-FX**:

- load capacity – from 6 to 10 tons and more;
- total length – from 8270 to 12270 mm and more;
- total width – 2230 mm and more;
- usable width – 2000 mm;
- working height – 1100 and 1200 mm;
- riding surface – zinc-coated anti-slip grating.

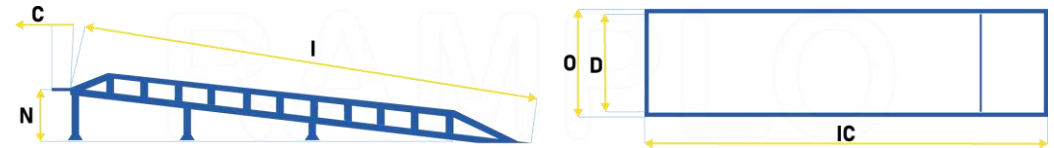



# FIXED LOADING RAMPS

**ramplo**

This is special designed truck ramp for loading and unloading commercial vehicles at standard dock gates of modern warehouse. Our equipment helps to eliminate difference in heights of commercial vehicles (550-650 mm) and height of dock gates, dedicated for big semi-trailers (1100-1200 mm).

The construction is designed to for driving forklifts, vans, cars and other transport inside and outside warehouse. Connects 0 ground level and height of warehouse (usually about 1200 mm).



## Features of the **RAMPLO** levelling ramps for LCV **RL-LCVR:**

- load capacity – from 5 to 8 tons and more;
- total length – from 10000 to 13000 mm and more;
- total width – 2450 mm and more;
- usable width – 2350 mm;
- working height – 550, 600 and 650 mm;
- riding surface – zinc-coated anti-slip grating.

## Features of the **RAMPLO** dock access ramps **RL-GD:**

- load capacity – from 6 to 10 tons and more;
- total length – from 6270 to 12270 mm and more;
- total width – 2120 mm and more;
- usable width – 2000 mm;
- working height – 1100 and 1200 mm;
- riding surface – zinc-coated anti-slip grating.



# ADDITIONAL OPTIONS\*

## FOR FIXED LOADING RAMPS

**ramplo**



**HA**

Height adjustment

FX FXH GD LCVR



**WL**

Pair of wheels for local small moving

FX FXH GD LCVR



**WCH**

Wheel chocks

FX FXH GD LCVR



**LDP**

Ladder with the platform for pedestrians

FX FXH GD LCVR



**LD**

Ladder for pedestrians

FX FXH GD LCVR



**HR**

Additional protective hand railings

FX FXH GD LCVR



**3SW**

Three-sided unloading ramp

FX FXH GD LCVR



**TC**

Tent cover over the ramp, mountable

FX FXH GD LCVR



**BR**

Hydraulic loading bridge

FX FXH GD LCVR



**DL**

Built-in dock leveller

FX FXH GD LCVR



**CLR**

Different color

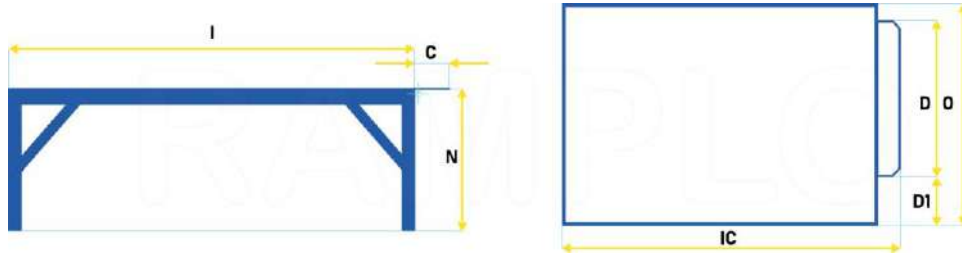
FX FXH GD LCVR

\* additional options depend on the selected ramp model

# LOADING PLATFORMS

ramplo

The loading platforms easily enlarges the storage area, allows convenient approach of the truck, gives more space for maneuvering of warehouse equipment, and enlarges the area for other actions with the goods before or after loading / unloading to / from the truck.



## Features of the **RAMPLO** loading platforms RL-LMP:

- load capacity – from 3 to 12 tons and more;
- total length – from 4270 to 6270 mm and more;
- total width – from 2400 to 2800 mm and more;
- working height – 1100 and 1200 mm;
- riding surface – zinc-coated anti-slip grating / lentil sheeting.



# ADDITIONAL OPTIONS

## FOR LOADING PLATFORMS

**ramplo**



**HA**  
Height adjustment



**WL**  
Pair of wheels



**HRO**  
Hand rails on 1 side O,  
mountable



**HRI**  
Hand rails on 1 side I,  
mountable



**DL**  
Built-in dock leveller



**LD**  
Ladder for pedestrians



**LDP**  
Ladder with the platform  
for pedestrians



**AB**  
Additional bridge



**BR**  
Hydraulic loading  
bridge



**WCH**  
Wheel chocks



**RF**  
Roof above the  
platform



**TC**  
Tent cover over the  
platform, mountable



**RRB**  
Rubber bumpers  
rectangular, pair



**DRBO**  
Rubber bumpers  
on O side



**DRBI**  
Rubber bumpers  
on I side



**CLR**  
Different color



# UNIVERSAL MOBILE RAMP FOR VANS & LCV

**ramplo**

A universal mobile ramp that can be used both to facilitate work with light-duty vehicles and to provide a connection between ground level and the level of a warehouse / truck / container / wagons.



Loading and unloading of vans

## Features of the **RAMPLO** mobile ramps:

- load capacity – 8 tons;
- usable width – 2260 mm;
- total length – 13380 mm;
- working height range – from 500 to 1400 mm;
- supporting legs;
- wheel assembly for moving the ramp;
- hydraulic system for lifting the loading ramp;
- riding surface – zinc-coated anti-slip grating;
- tow pole for a local moving of the ramp.



Fixed loading ramp (type "Warehouse-Ground")

## POSSIBILITY OF ADDITIONAL EQUIPMENT:

- Platform for the safe descent of the driver and/or pedestrians from the ramp.
- Additional protective hand railings, 1100mm height, mountable.



In the absence of a loading dock, the ramp connects the "Ground-Machine" levels.

# LOADING COMPLEX FOR COMMERCIAL VEHICLES

ramplo

Allows a multiple increase the number of vehicles for simultaneous loading and unloading. Ability to service three different types of vehicles at one complex.

## Features of the **RAMPLO** loading platforms:

- load capacity – 6 tons;
- usable width – 2000 mm and more;
- working height – 650 mm and more;
- riding surface – zinc-coated anti-slip grating/ lentic sheeting;
- number of loading/unloading points – 5 or/and more;
- the long connecting lip ensures servicing of any vehicle.

## POSSIBILITY OF ADDITIONAL EQUIPMENT:

- Tent cover for protection from precipitation;
- Additional protective hand railings, 1100mm height, mountable;
- Additional ladder for warehouse staff / pedestrians, mountable.




# MOBILE LOADING RAMP FOR CAR CARRIER RAIL WAGONS

ramplo

Used for loading and unloading cars onto car carrier rail wagons.

## Features of the **RAMPLO** mobile ramps:

- load capacity – 6 tons;
- usable width – up to 2300 mm;
- total length – up to 16000 mm;
- working height range – from 1100 to 3000 mm;
- pump – hydraulic manual or/and electric hydraulic pump;
- wheel assembly for moving the ramp;
- riding surface – zinc-coated anti-slip grating;
- tow pole for a local moving of the ramp.



## POSSIBILITY OF ADDITIONAL EQUIPMENT:

- Additional protective hand railings, 1100mm height, mountable.

# OTHER WAREHOUSE EQUIPMENT WE PRODUCE


[ramplo](https://www.ramplo.com)




Dock levelers



Scissor lift tables  
(hydraulic scissor lift)



Mobile bridges




Container bridges



Loading bridges



Safety cages




Buckets



Snow ploughs



Lifting hooks



Carpet poles



Fork extensions

# WHY CHOOSE US

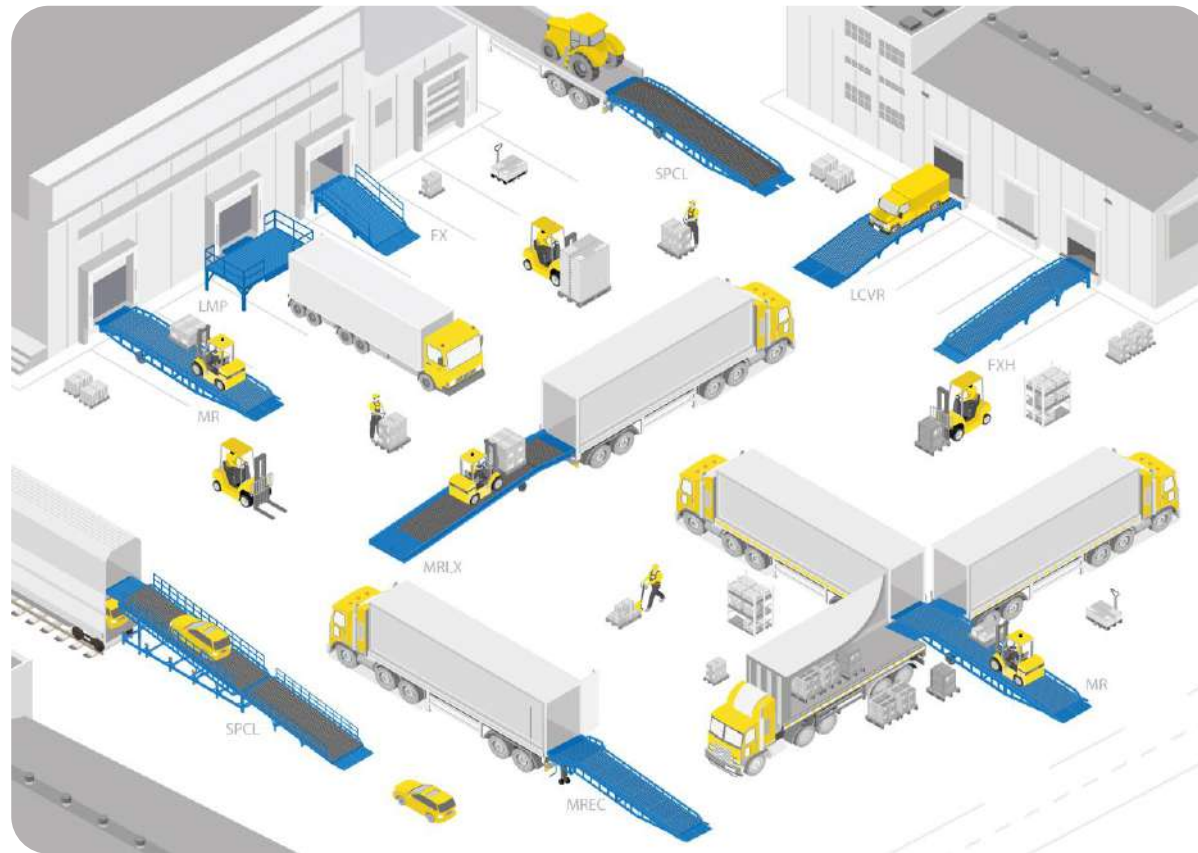
ramplo



- ✓ Own production capacities
- ✓ Team of experts
- ✓ Superb pre- and after- sales service
- ✓ All products are CE certified
- ✓ Use of high-quality materials
- ✓ The most popular models are always in stock
- ✓ A wide range of products
- ✓ Timely delivery
- ✓ Our product is reliable, low-maintenance and durable

# WHY CHOOSE US

ramplo



## WHAT ALL THESE COMPANIES GOT AFTER RECEIVING OUR EQUIPMENT?




they made unloading and loading of any product 2-3 times faster



they have saved on labor costs and optimized logistics processes



with mobile ramp their companies also became mobile!



they have invested in equipment that will work for their business for years to come



in addition, the equipment is versatile because it is height-adjustable, i.e. suitable for all types of transport

# ramplo

## THANK YOU!

We always offer the perfect combination  
of low prices and high quality

